

## Great Shelford Parish Council blue sky issues



# Change Log

Item	Date	Description	Comment

# Agenda

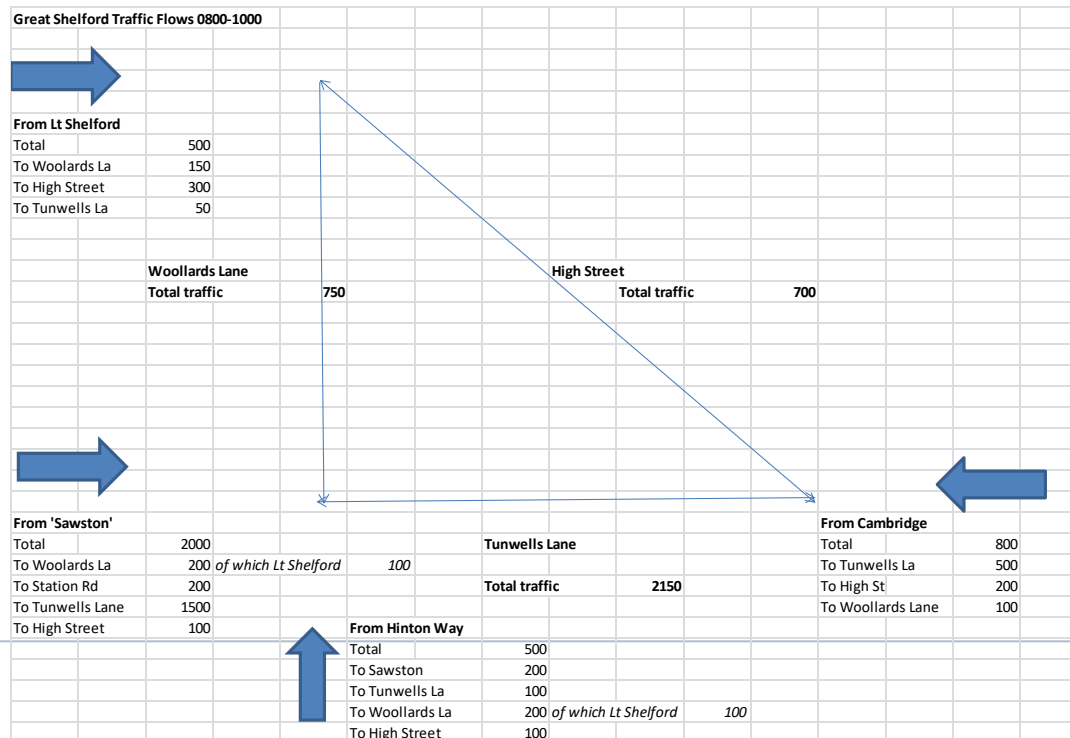
- This presentation looks at both blue sky and some controversial issues:
  - Highways.
  - Policy on Green Belt and affordable housing.
  - Memorial Hall and parking.

# Highways

- One-way system. ✘
- Traffic calming. ?
- Parking enforcement. ?
- Bus to Waitrose/Trumpington – fixed by 7A re-routing. ✔
- A1307 guided bus. ?

# Highways – one-way system

- Will produce some reduction in traffic volume in street which is one-way (provided only one street changed), but increase traffic in other two axes of 'Golden Triangle'.
- Example shows making Woollards Lane one way from Church Street to Tunwells Lane would change traffic volumes in the morning peak as follows:
  - Tunwells Lane +19%
  - High Street +71%
  - Woolards Lane -27% (no through traffic from Sawston/Hinton Way in the direction of Little Shelford).



# Traffic calming

## ■ Mixed bag:

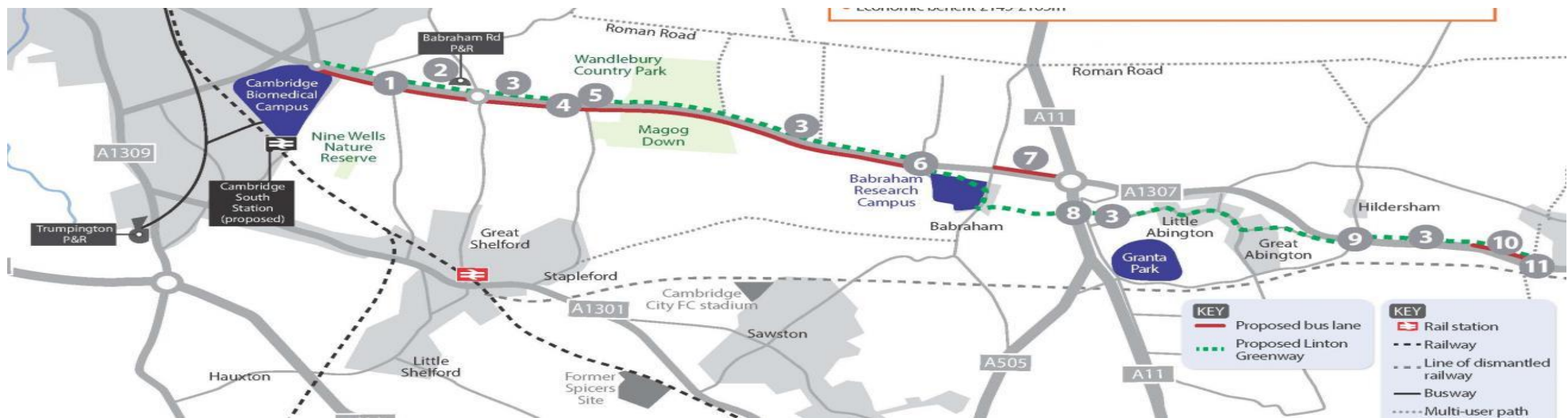
- Can be ineffective – Great Shelford Granhams Corner, Sawston London Road.
- Can be effective – Little Shelford.
- Can be illegal – Thriplow – inadequate signing.
- Damages vehicles, slows emergency services, increases noise levels.
- Extremely expensive – CCC ticket price ~ £20,000 (one full width speed bump).

# Parking enforcement

- Request to decriminalise still with SCDC (since Nov 2016).
- Support from CCC P&R.
- If it is decriminalised, how do we enforce – contractor or own staff?
- Follow through – charging, residents parking permits?

# A1307 Guided Bus

- Still three options under consideration, but clear guided bus is favoured option.
- Will reduce traffic on A1301.
- No other direct benefits to Great Shelford/Stapleford.
- Indicative route is through Green Belt land. Environmentally damaging and may encourage thoughts of a corridor for development.






## Policy on Green Belt and affordable housing

- GSPC needs to develop a policy on Green Belt development. My favoured version 'GSPC opposes all development in the Green Belt with the exception of limited development of affordable housing through Rural Exception Sites'.
- Ditto on affordable housing, else we are wasting our time on the Neighbourhood Plan and HNS. 'Affordable housing in the GB where rents 50% of market rates, available only to local residents, no right to buy or transfer ever, tenants earnings below £X ...'.
- We need to review and agree the list of potential Rural Exception Sites.

## Memorial Hall and parking (1 of 2)

- The only acceptable way to create significant additional parking in the village centre is underground parking.
- Although the current Memorial Hall has some endearing features, it is a grossly inefficient use of space, it is tired and energy inefficient.
- We have a 'once in a generation' opportunity to significantly enhance the village centre.



# Memorial Hall and parking

- A new Memorial Hall on two stories, but within the same footprint could provide far more usable space (different size rooms, shared use, etc.). There would be space, if necessary, for the library and/or the medical practice. The current MH provides 480m<sup>2</sup> of space in a footprint of 440m<sup>2</sup>.
- Example costings:

Demolition of existing MH			£300,000.00
Building cost 600m <sup>2</sup> @ £2,500			£1,500,000.00
Underground parking 100 spaces @ £12,000			£1,200,000.00
Architects, etc			£100,000.00
<b>Total</b>			<b>£3,100,000.00</b>

- PWLB loan per £1M at fixed rate 2.75% over 25 years £27,440 per 6 months or 2.85% over 50 years £18,822.